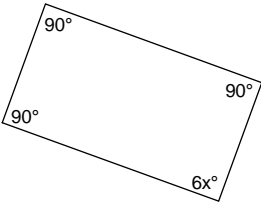


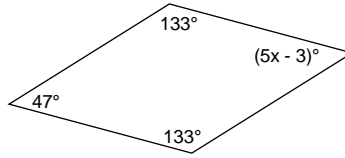
Quadrilaterals - equations

Use the information within the quadrilaterals to solve the equations for x.

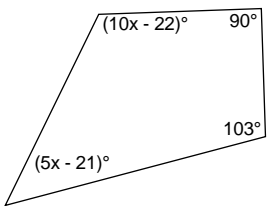
1)



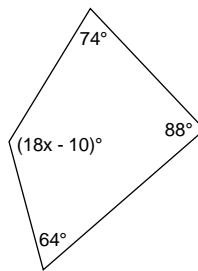
2)



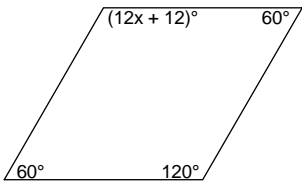
3)



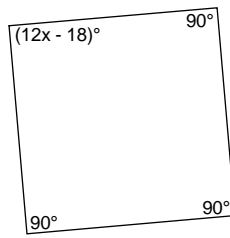
4)



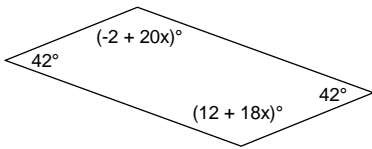
5)



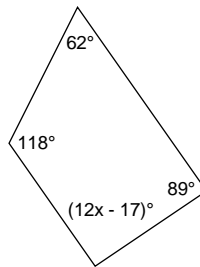
6)



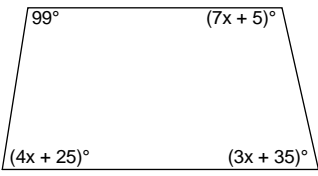
7)



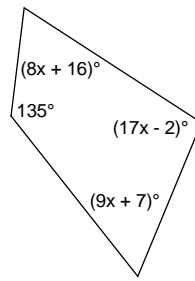
8)



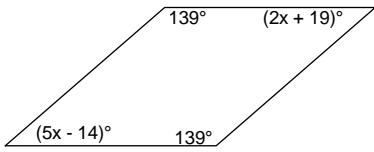
9)



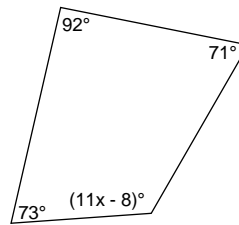
10)



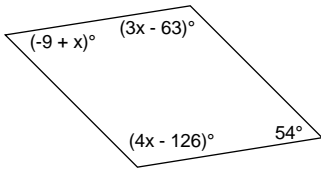
11)



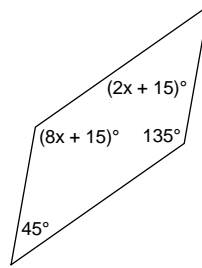
12)



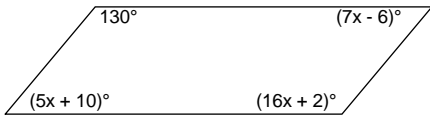
13)



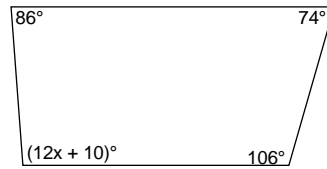
14)



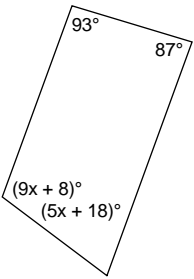
15)



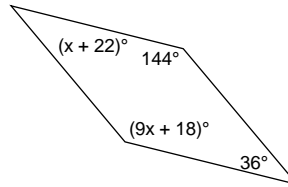
16)



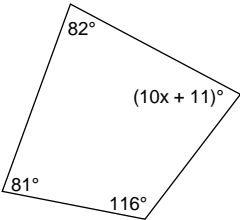
17)



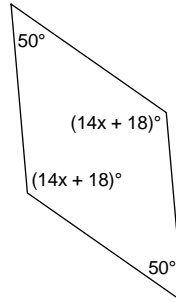
18)



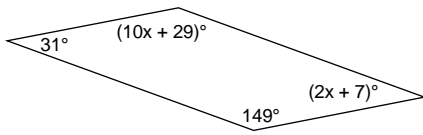
19)



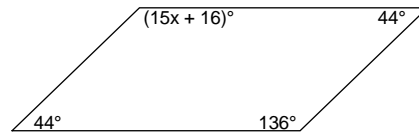
20)



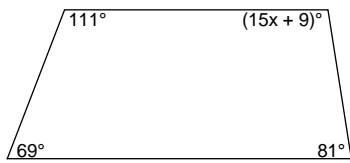
21)



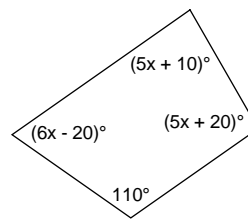
22)



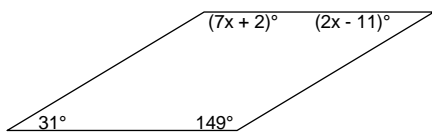
23)



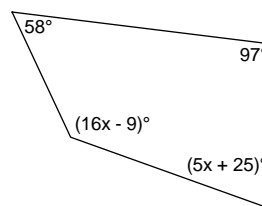
24)



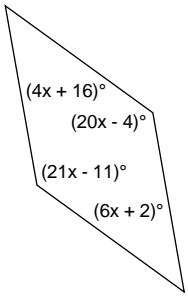
25)



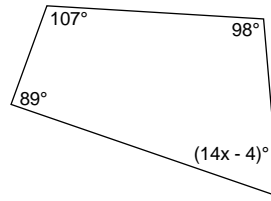
26)




27)



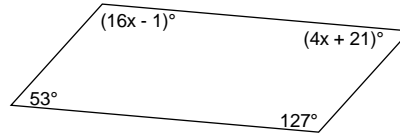
28)



29)



30)



Answers to Quadrilaterals - equations

1) 15
5) 9
9) 14
13) 63
17) 11
21) 12
25) 21
29) 6

2) 10
6) 9
10) 6
14) 15
18) 14
22) 8
26) 9
30) 8

3) 14
7) 7
11) 11
15) 8
19) 7
23) 6
27) 7

4) 8
8) 9
12) 12
16) 7
20) 8
24) 15
28) 5