



Draw the graph of each given inequality.

1)  $y \geq -4x + 5$

2)  $y < \frac{2}{3}x + 1$

3)  $y > -\frac{7}{3}x - 5$

4)  $y \geq -4x - 1$

5)  $y > -\frac{3}{4}x$

6)  $y \geq -\frac{1}{2}x + 4$

$$7) y \leq -\frac{3}{4}x + 3$$

$$8) y \leq -\frac{2}{3}x - 5$$

$$9) y > \frac{4}{3}x - 2$$

$$10) y > \frac{1}{3}x + 3$$

$$11) y \leq -\frac{3}{5}x$$

$$12) y < x - 2$$

$$13) x \geq 3$$

$$14) x < 1$$

$$15) y < -5x + 2$$

$$16) x < -3$$

$$17) y < -\frac{1}{2}x - 3$$

$$18) y > \frac{1}{2}x - 1$$

$$19) y < \frac{2}{5}x + 1$$

$$20) y > -\frac{1}{2}x - 2$$

$$21) y \geq -9x - 5$$

$$22) y < \frac{7}{5}x + 3$$

$$23) y > 6x - 1$$

$$24) y < -\frac{1}{2}x + 5$$

$$25) y \geq \frac{8}{5}x - 3$$

$$26) y \leq \frac{5}{2}x$$

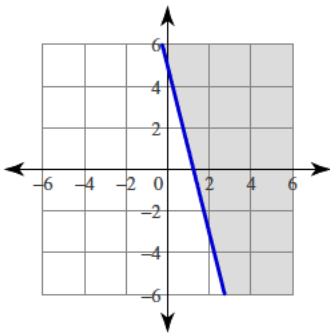
$$27) y \leq -\frac{8}{5}x + 4$$

$$28) y < \frac{8}{3}x + 5$$

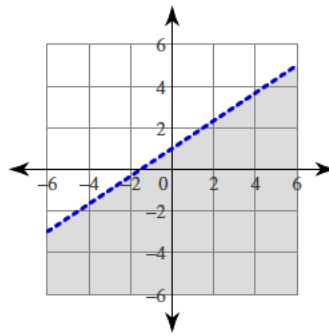
$$29) y \geq \frac{1}{4}x - 3$$

$$30) y \leq -\frac{7}{5}x + 3$$

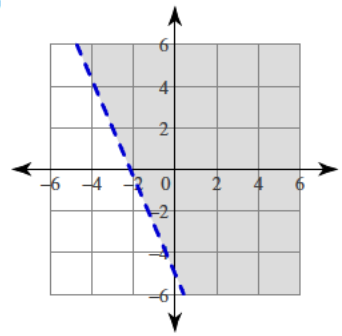
1)



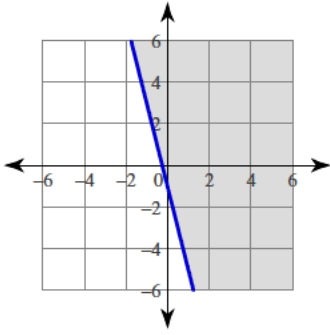
2)



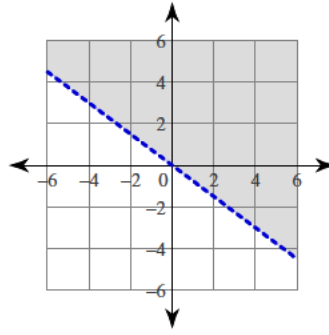
3)



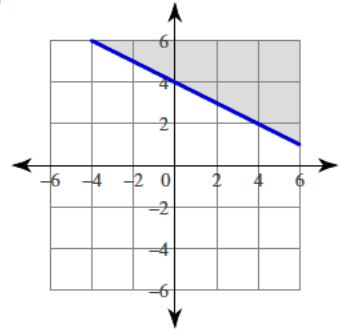
4)



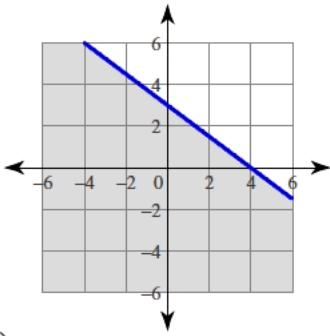
5)



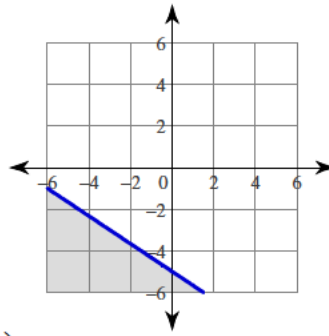
6)



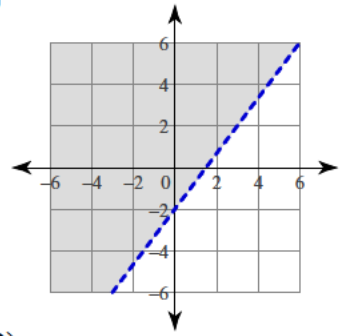
7)



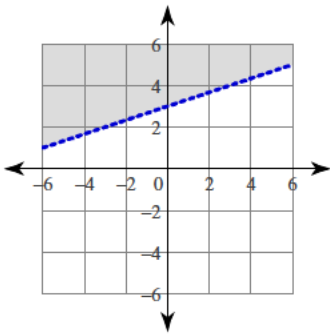
8)



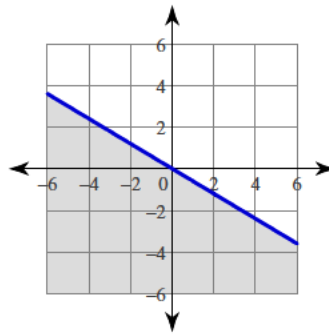
9)



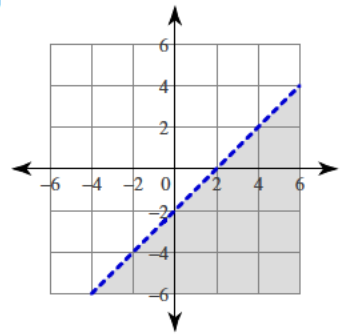
10)



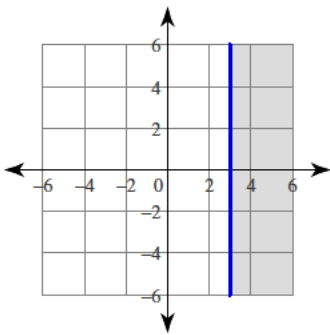
11)



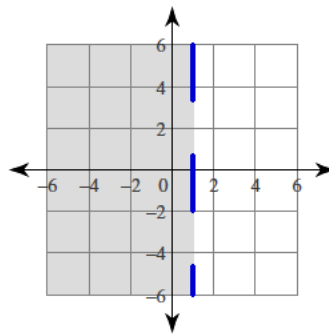
12)



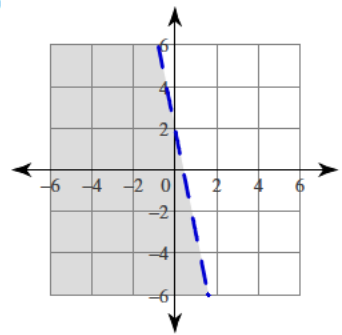
13)



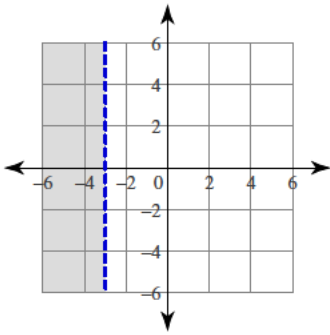
14)



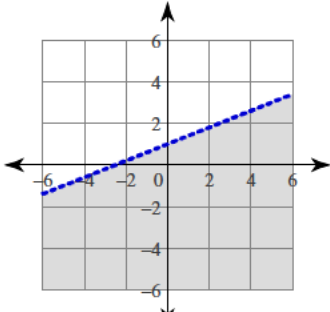
15)



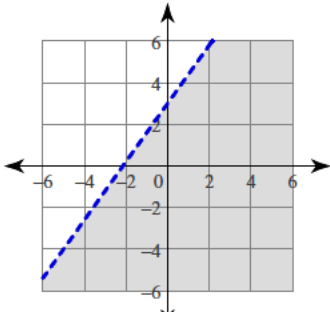
16)



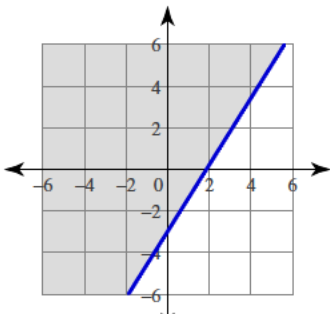
19)



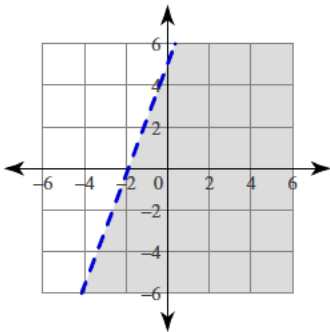
22)



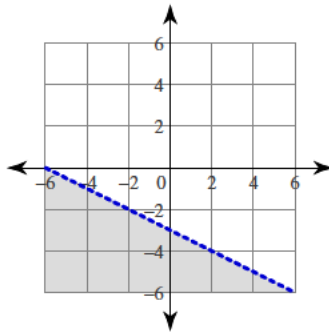
25)



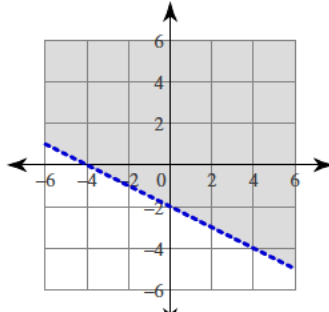
28)



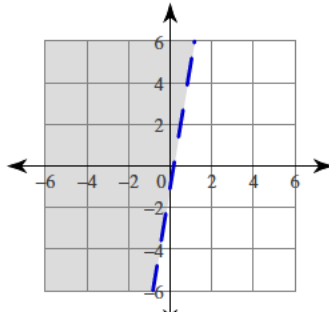
17)



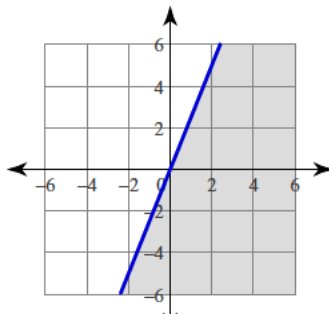
20)



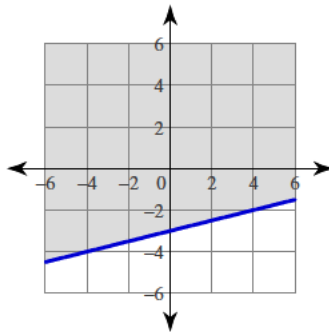
23)



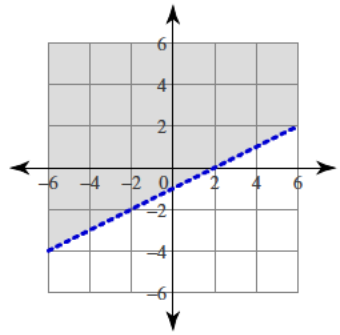
26)



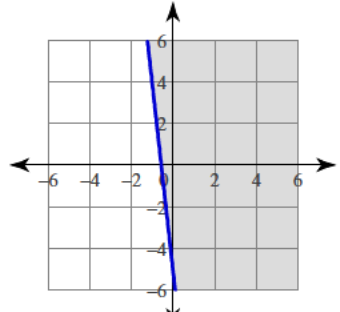
29)



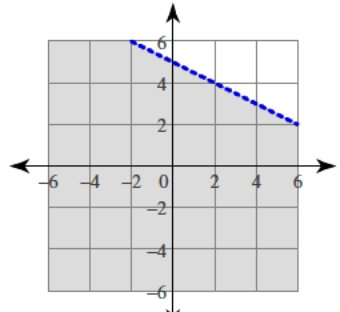
18)



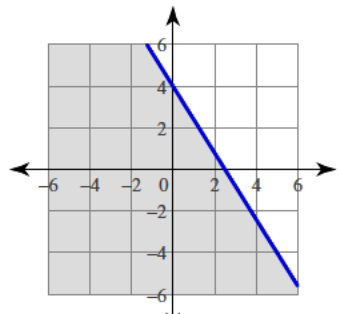
21)



24)



27)



30)

